

MAXIMIZE

YOUR LIVING SPACE
WITH



800x2400mm / 15mm

Perfect size that
maximize your aspiration

800 X 2400mm
15^{mm}



Perfect-size of tiles and modular formats for any flooring or wall, but also for dressing a design, with everything can be made, from the walls of a skyscraper to a garden table. **OUR** Smart Solid Surface so innovative and versatile that they break down the barriers between surfaces for architecture and furnishing, between indoor and outdoor use. The freedom to design grows, with solutions that were impossible until yesterday.

SHADES OF NATURE

WITH MATT AND GLOSSY FINISH

Eight colours, a single modular 800x2400mm size, a selection of Natural shades reflect today's taste. Make way for colour, for shades, for glossy and matt surfaces, with cracking effects and for decorations that in the form of combinations, matches, lights and shadows, play with lively elegance within space.



WHITE



BLACK



GREY



BROWN



CREAM



MOCCA

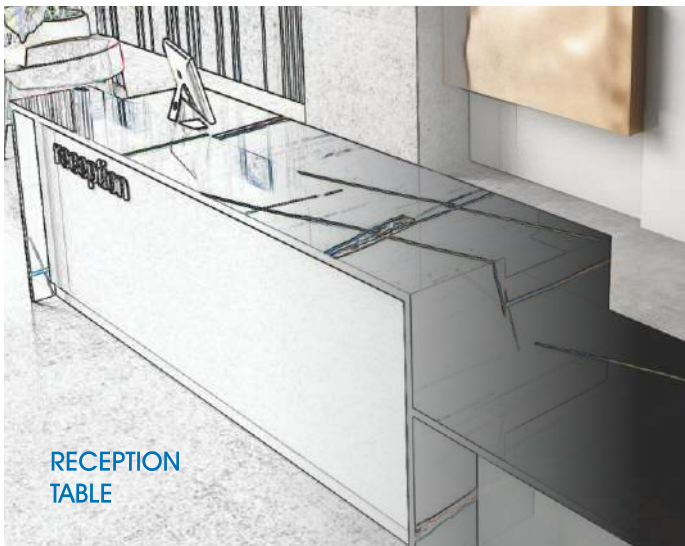


JAISALMER



Variant options for Maximize your style

An old soul, a modern styling. The veins and fascination of marble are unchanged, what changes is the space, which is more modern and releases the creative identity of the material in variant application like reception table, stair case, Bath tub, Furniture, Etc, through a contemporary perspective. Eight colours, two surfaces (glossy and matt) available in 800x2400mm size elegantly emphasize the designs, establishing an inseparable bond between styling and architecture.



APPLICATION AREAS :



Kitchen Unit Top



Table Top



Door/window Frame



Step & Riser



Bath Tub



Furniture



Wash Basin Top



Wash Basin



Flooring Heavy Traffic Area



Door Frame



Indoor Sitting



Office Table



Counter Top



Outdoor Area



Living Area



TILE THAT BUILT TO PERFORME

Stunning Visual Paired with touchable textures that don't freeze, fade or crack.

FEATURES :

Making the large size slab tiles in various size, range and with bigger, durable & natural surface you have ever seen. Nothing can be compared with beauty of Arlo Fullbody Tiles.



High durable



Acid resistance



Stain resistance



Easy to clean



Dimensional stability



Slip resistance




Eco friendly



Maintenance free

EDGE PROFILES

OUR designs are available in glossy and Matt finishes and different types of edge profiles to expand your design options. Offering unmatched durability with no maintenance, easy-care convenience, and superior stain resistance, we back our surfaces with a transferable Full Lifetime Warranty to ensure years of flawless service.



EASED EDGE



1/2" ROUND
TOP & BOTTOM



HALF
BULLNOSE



1/4" BEVEL



1/4" BEVEL
TOP & BOTTOM



1/2" BEVEL



DEMI
BULLNOSE



FULL
BULLNOSE



COVE



OGEE



OGEE
BULLNOSE



DUPONT

TYPOLOGY



THICKNESS

SIZE

Fullbody


15mm

800x2400mm




CRYSTAL WHITE

Glossy



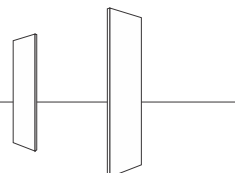
ELEGANT WHITE

Glossy



VINTAGE WHITE

Matt



TYPOLOGY

THICKNESS

SIZE

Fullbody

15mm

800x2400mm



Crystal White

define the
perfection in every aspect

TYPOLOGY


THICKNESS

SIZE

Fullbody

15mm

800x2400mm



GRAFITO BLACK

Glossy



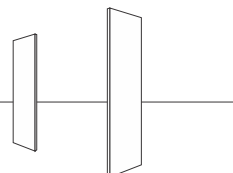

GRAFITO CHIPS

Glossy



LARIX BLACK

Matt



TPOLOGY

THICKNESS

SIZE

Fullbody

15mm

800x2400mm



define the perfection in every aspect

TYPOLOGY


THICKNESS

SIZE

Fullbody


15mm

800x2400mm



ORRA GREY

Glossy



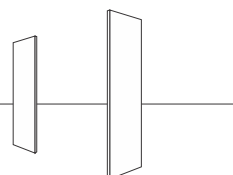
ORRA CHIPS

Glossy



LARIX GREY

Matt



TYPOLOGY


THICKNESS

SIZE

Fullbody

15mm

800x2400mm



define the
perfection in every aspect

TYPOLOGY



THICKNESS

SIZE

Fullbody


15mm

800x2400mm



FERRO BROWN

Glossy



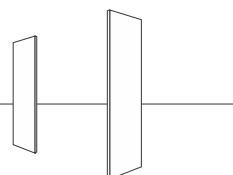
FERRO CHIPS

Glossy



MARRON BROWN

Matt



TYPOLOGY


THICKNESS

SIZE

Fullbody

15mm

800x2400mm



define the perfection in every aspect

TYPOLOGY


THICKNESS

SIZE

Fullbody

15mm

800x2400mm




CREMA IVORY

Glossy



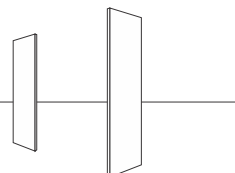
CREMA CHIPS

Glossy



CREMA SCURO

Matt



TYPOLOGY

THICKNESS

SIZE

Fullbody

15mm

800x2400mm



define the perfection in every aspect

TPOLOGY


THICKNESS

SIZE

Fullbody

15mm

800x2400mm



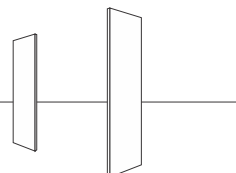
WALNUT BROWN

Glossy



WALNUT CHIPS

Glossy



TYPOLOGY

THICKNESS

SIZE

Fullbody

15mm

800x2400mm



define the
perfection in every aspect

Walnut Brown

TPOLOGY


THICKNESS

SIZE

Fullbody

15mm

800x2400mm



MOCCA VERDE

Glossy



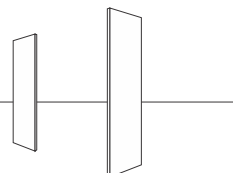
MOCCA CHIPS

Glossy



MOCCA BEIGE

Matt



TYPOLOGY

THICKNESS

SIZE

Fullbody

15mm

800x2400mm



define the
perfection in every aspect

Mocca Chips

TPOLOGY



THICKNESS

SIZE

Fullbody


15mm

800x2400mm



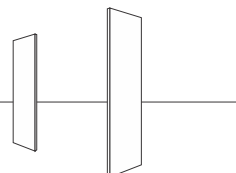
NERO CHIPS

Glossy



JAISALMER

Glossy



TYPOLOGY

THICKNESS

SIZE

Fullbody

15mm

800x2400mm



define the perfection in every aspect

TYPOLOGY

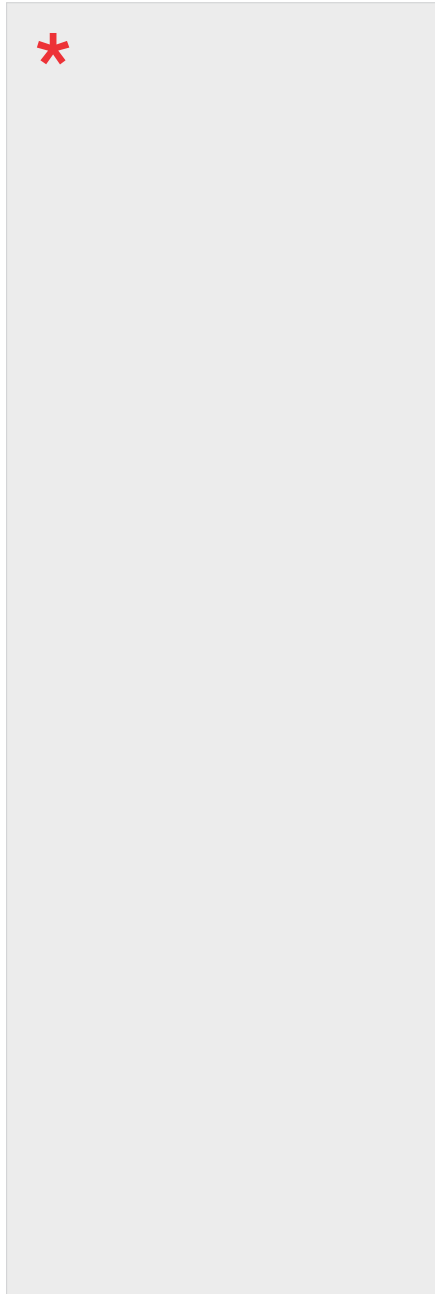
THICKNESS

SIZE

Fullbody


15mm

800x2400mm



NANO WHITE

Glossy

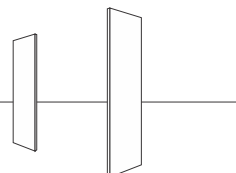


ZED BLACK

Glossy



*Glazed application



TECHNICAL SPECIFICATION OF OUR FULL BODY TILE

TEST DISCRPTION			
CHARACTERISTIC	TEST METHOD	STANDARD VALUE	OUR VALUE
Deviation in Length	ISO 10545-2	± 1 mm	Ave. + 0.28 mm Ave. - 0.00 mm
Deviation in Width	ISO 10545-2	± 1 mm	Ave. + 0.21 mm Ave. - 0.00 mm
Deviation in Thickness	ISO 10545-2	± 0.5 mm	Ave. + 0.00 mm Ave. - 0.16 mm
Straightness of Sides	ISO 10545-2	± 0.8 mm	Max. + 0.18 mm Max. - 0.20 mm
Rectangularity	ISO 10545-2	± 0.8 mm	Max. + 0.20 mm Max. - 0.22 mm
Surface Flatness	ISO 10545-2	± 1.8 mm	Max + 0.14 mm Max - 0.00 mm
Surface Quality	ISO 10545-2	Min. 95%	Min. 99%
PHYSICAL PROPERTIES			
CHARACTERISTIC	TEST METHOD	STANDARD VALUE	OUR VALUE
Water Absorption	ISO 10545-3	0.50%	Avg. 0.0606 %
Modulus of Rapture(N/mm2)	ISO 10545-4	min 35	Avg. 43.11 N/mm2
Breaking Strength(N)	ISO 10545-4	>7.5mm	6270,45 N
THERMAL SHOCK RESISTANCE 15/145.C 10cycle	ISO 10545-9	10 cycle, Min	Conform
Co-Efficient of Linear Thermal Expansion	ISO 10545-8	9x10 6 Max	7,84x10 6
Deep Abrasion Resistance	ISO 10545-6	Max 175mm	123mm3
Scratch Hardness of Surface	Is-13630-13	Min 5 Moh's	5 Moh's Scal
Bulk Density (g/cc)		2.2 Min	2.2748g/cc
Moisture Expansion(mm/m)	ISO 10545-10	0.02mm/m max	No Expansion
Impact Resistance-Coefficient of Restitution	ISO 10545-5	0.55 Min.	0.57 Min
Small Colour Differences	ISO 10545-16		No Difference
Resistance to Stain	ISO 10545-14	Min Class-3	Class-5
Lead and Cadium Release in mg/dm2	ISO 10545-15	0.1mg/dm2	0.00mg/dm2

